

TROY eCampus 2011 eColloquium

Retention: You are the Key!
Instructor Strategies for Retaining Students
April 12-14, 2011



Blackboard 9.1

Where we are now!
A quality platform for student retention.



Fostering Student Engagement

- Blackboard 9.1 includes social learning and teaching tools that foster more logical, visually impactful, and active learning opportunities that help engage the student in the learning process.
- By incorporating wikis, blogs, and journals within the course, students have more opportunities to collaborate.




Wikis

- **What is a Wiki?** A Wiki is a web page(s) where people can work collaboratively. What makes a wiki unique is that multiple participants can edit the same page, and everyone can view it. The instructor can access the Wiki content and collaborate, too.
- **Why use a Blackboard Wiki?** Allow groups to coordinate projects easily without the usual scheduling hassles of meeting in person.
Let the whole class create/complete a study guide for the next test.
When the Wiki is embedded in Blackboard, participants can find it easily and the grades are automatically entered into the Bb Grade Center.
- Wikis are an excellent way to engage students and allow opportunities for online students to work together and feel like they are a part of a classroom effort.




Blogs

- **What is a blog?** A blog is a shared online diary for use in class.
- By asking students to blog, they get to know each other and have an opportunity to share their learning experiences and relate to each other.
- Class blogging is an excellent way to keep students engaged and communicating.




Journals

- The journal feature is a personal writing space for self-reflection and private communication with the instructor.
- This area would allow for personal growth by requiring students to summarize their learning experience.
- Journals can be shared with the class or kept private.




Mashups

- The new Mashup feature allows instructors and students to search, select, and display content from several web 2.0 applications without ever leaving the Blackboard interface. You select the object, and Blackboard inserts it seamlessly in your course content area or learning module. Blackboard 9.1 supports linking to Mashups from:
 - Flickr – allowing you to share photos
 - SlideShare – allowing you to share presentations
 - YouTube – allows you to share videos.



Wimba

- **Wimba Voice** – recaptures the missing elements of a live classroom and contributes to greater clarity and understanding.
- **Wimba Classroom** – allows instructors to build relationships by combining interactive technologies with instructional best practices.
- **Wimba Pronto** – replicating the exchange of ideas and communication that happens naturally in the hallways, cafeterias, or libraries of a physical campus.




Where are we now?

- The majority of the issues from 9.1 upgrade resolved.


Outstanding problems include:

- IE 8 and IE 9 compatibility issues.
Solution: Firefox works best in Blackboard.
- Formatting changes when copying and pasting text from Word into a Blackboard text box.
Solution: Copy into NotePad and then Blackboard.
- Students kicked out of assessments due to Java session timeouts in tests displayed all at once.
Solution: Setup exams one question at a time to prevent timeouts. Do not check “Force Complete” during test setup so students can reenter the exam.




What's New

- "Need Help" site for students
- Student account for Instructors
- Using Performance Dashboard to check discussion board postings.
- iTunes U - Content on iTunes U is accessible through iTunes, an application many students are already using.
- System checker located on the main page of Blackboard when users login.
- Cheat sheet for faculty - <http://troy.blackboard.com/bbcswebdav/institution/eCampus/Faculty%20Development/HowTo.html>




What's Next?

- Blackboard Summer cleanup will begin in June and all 2008 Fall semester/Term 1 and Term 2, 2009 Spring semester/Term 3, 4, & 5 courses will be archived from the Blackboard System.
 - Export course content and ensure all course material is located within the CMS.
 - The archive of these courses will also archive Wimba Classroom and Voice content so recordings must be downloaded and saved as a MP3 file.
- Currently on version 9.1 Service Pack 1 and need to upgrade to Service Pack 5 between Terms 4 & 5 in order to take advantage of the latest fixes and enhancements.
 - Blackboard will tentatively be down May 18th & 19th for upgrade.



Why Upgrade?

- Enhancements and fixes included in Service Packs 2, 3, 4 & 5:
 - Issues with Announcements are resolved.
 - Receiving 404 error when attempting to open attached files within the Discussion Board area resolved.
 - Receiving 404 error when attempting to open files with the # symbol in the document name resolved.
 - Emails received after a course copy will include the error type and no longer say “check logs for errors”.
 - “Browse Content Collection” will be added to the create Assignments page.
 - Instructors will stop receiving “Over course quota” emails daily.
 - Multiple choice questions now have numbers.
 - New “Needs Grading” feature now under the Grade Center area in Control Panel.
 - Also in the Grade Center when allowing multiple attempts you may see a grade for the first attempt and an exclamation symbol in the same box indicating that there is a second attempt that needs grading.
 - “New announcements will appear below this line” feature in the Announcements area.
 - New icon next to content items in the content areas that allows you to collapse content description so students only see the title and must click for more details.



Questions?

The Educational Technology and Instructional Design team will remain available to answer questions in the chat box for the remaining portion of this session.

Remember the Educational Technology team is available 7:00 a.m. until 8:00 p.m. seven days a week to assist users with Blackboard problems.

<http://helpdesk.troy.edu>