

Print Form(s)

Get PDF File

Go Back

# Equity in Athletics 2012

Institution: Troy University (102368)

User ID: E1023681

## Screening Questions

Please answer these questions carefully as your responses will determine which subsequent data entry screens are appropriate for your institution.

1. How will you report Operating (Game-day) Expenses?

By Team

Per Participant

2. Select the type of varsity sports teams at your institution.

Men's Teams

Women's Teams

Coed Teams

3. Do any of your teams have assistant coaches?

Yes

Men's Teams

Women's Teams

Coed Teams

No

If you save the data on this screen, then return to the screen to make changes, note the following:

- 1) If you select an additional type of team remember to include associated data for that type of team on subsequent screens;
- 2) If you delete a type of team but have already entered associated data on other screens, all associated data for that type of team will be deleted from subsequent screens. However, because the survey system has to recalculate the totals, you must re-save every screen.

Institution: Troy University (102368)

User ID: E1023681

## Sports Selection - Men's and Women's Teams

Select the varsity sports teams at your institution.

Sport	Men's	Women's	Sport	Men's	Women's
Archery	<input type="checkbox"/>	<input type="checkbox"/>	Badminton	<input type="checkbox"/>	<input type="checkbox"/>
Baseball	<input checked="" type="checkbox"/>	<input type="checkbox"/>	Basketball	<input checked="" type="checkbox"/>	<input checked="" type="checkbox"/>
Beach Volleyball	<input type="checkbox"/>	<input type="checkbox"/>	Bowling	<input type="checkbox"/>	<input type="checkbox"/>
Cross Country	<input type="checkbox"/>	<input type="checkbox"/>	Diving	<input type="checkbox"/>	<input type="checkbox"/>
Equestrian	<input type="checkbox"/>	<input type="checkbox"/>	Fencing	<input type="checkbox"/>	<input type="checkbox"/>
Field Hockey	<input type="checkbox"/>	<input type="checkbox"/>	Football	<input checked="" type="checkbox"/>	<input type="checkbox"/>
Golf	<input checked="" type="checkbox"/>	<input type="checkbox"/>	Gymnastics	<input type="checkbox"/>	<input type="checkbox"/>
Ice Hockey	<input type="checkbox"/>	<input type="checkbox"/>	Lacrosse	<input type="checkbox"/>	<input type="checkbox"/>
Rifle	<input type="checkbox"/>	<input type="checkbox"/>	Rodeo	<input checked="" type="checkbox"/>	<input checked="" type="checkbox"/>
Rowing	<input type="checkbox"/>	<input type="checkbox"/>	Sailing	<input type="checkbox"/>	<input type="checkbox"/>
Skiing	<input type="checkbox"/>	<input type="checkbox"/>	Soccer	<input type="checkbox"/>	<input type="checkbox"/>
Softball	<input type="checkbox"/>	<input type="checkbox"/>	Squash	<input type="checkbox"/>	<input type="checkbox"/>
Swimming	<input type="checkbox"/>	<input type="checkbox"/>	Swimming and Diving (combined)	<input type="checkbox"/>	<input type="checkbox"/>
Synchronized Swimming	<input type="checkbox"/>	<input type="checkbox"/>	Table Tennis	<input type="checkbox"/>	<input type="checkbox"/>
Team Handball	<input type="checkbox"/>	<input type="checkbox"/>	Tennis	<input checked="" type="checkbox"/>	<input checked="" type="checkbox"/>
Track and Field (Indoor)	<input type="checkbox"/>	<input type="checkbox"/>	Track and Field (Outdoor)	<input type="checkbox"/>	<input type="checkbox"/>
Track and Field and Cross Country (combined)	<input type="checkbox"/>	<input type="checkbox"/>	Volleyball	<input type="checkbox"/>	<input type="checkbox"/>
Water Polo	<input type="checkbox"/>	<input type="checkbox"/>	Weight Lifting	<input type="checkbox"/>	<input type="checkbox"/>
Wrestling	<input type="checkbox"/>	<input type="checkbox"/>	Other Sports (Specify sports in the caveat box.)*	<input type="checkbox"/>	<input type="checkbox"/>

CAVEAT

\* If you indicated in the caveat box that your other sports are Dancing and/or Cheerleading, please also specify in the caveat box that your institution has a letter from the Office for Civil Rights confirming that the OCR has determined that Dancing and/or Cheerleading are varsity sports at your institution.

If you save the data on this screen, then return to the screen to make changes, note the following:

- 1) If you select an additional team remember to include associated data for that sport on subsequent screens;
- 2) If you delete a sport but have already entered associated data on other screens, all associated data for that sport will be deleted from subsequent screens. However, because the survey system has to recalculate the totals, you must re-save every screen.

Institution: Troy University (102368)


User ID: E1023681

## Athletics Participation - Men's and Women's Teams

Enter the number of participants as of the day of the first scheduled contest.

Varsity Teams	Men's Teams	Women's Teams
Baseball	37	
Basketball	15	17
Football	128	
Golf	12	8
Rodeo	14	17
Soccer		27
Softball		24
Tennis	12	11
Track and Field and Cross Country (combined)	57	109
Volleyball		14
<b>Total Participants Men's and Women's Teams</b>	<b>275</b>	<b>227</b>
<b>Unduplicated Count of Participants</b> (This is a head count. If an individual participates on more than one team, count that individual only once on this line.)	<b>263</b>	<b>185</b>

CAVEAT



If you save the data on this screen, then return to the screen to make changes, please note you must re-save every screen because the survey system has to recalculate the totals.

Institution: Troy University (102368)

User ID: E1023681

## Head Coaches - Men's Teams

For each men's team, indicate whether the head coach is male or female, was assigned to the team on a full-time or part-time basis, and whether the coach was employed by the institution on a full-time basis or on a part-time or volunteer basis, by entering a 1 in the appropriate field.

The Swimming and Diving (combined) fields allow up to 2 head coaches. The Track and Field and Cross Country (combined) fields allow up to 3.

Varsity Teams	Male Head Coaches				Female Head Coaches				Total Head Coaches
	Assigned to Team on a Full-Time Basis	Assigned to Team on a Part-Time Basis	Full-Time Institution Employee	Part-Time Institution Employee or Volunteer	Assigned to Team on a Full-Time Basis	Assigned to Team on a Part-Time Basis	Full-Time Institution Employee	Part-Time Institution Employee or Volunteer	
Baseball	1		1						1
Basketball	1		1						1
Football	1		1						1
Golf		1	1						1
Rodeo		1	1						1
Tennis		1	1						1
Track and Field and Cross Country (combined)						1	1		1
<b>Coaching Position Totals</b>	<b>3</b>	<b>3</b>	<b>6</b>	<b>0</b>	<b>0</b>	<b>1</b>	<b>1</b>	<b>0</b>	<b>7</b>

CAVEAT

Institution: Troy University (102368)

User ID: E1023681

## Head Coaches - Women's Teams

For each women's team, indicate whether the head coach is male or female, was assigned to the team on a full-time or part-time basis, and whether the coach was employed by the institution on a full-time basis or on a part-time or volunteer basis, by entering a 1 in the appropriate field.

The Swimming and Diving (combined) fields allow up to 2 head coaches. The Track and Field and Cross Country (combined) fields allow up to 3.

Varsity Teams	Male Head Coaches				Female Head Coaches				Total Head Coaches
	Assigned to Team on a Full-Time Basis	Assigned to Team on a Part-Time Basis	Full-Time Institution Employee	Part-Time Institution Employee or Volunteer	Assigned to Team on a Full-Time Basis	Assigned to Team on a Part-Time Basis	Full-Time Institution Employee	Part-Time Institution Employee or Volunteer	
Basketball	1		1						1
Golf		1	1						1
Rodeo		1	1						1
Soccer	1		1						1
Softball					1		1		1
Tennis		1	1						1
Track and Field and Cross Country (combined)						1	1		1
Volleyball	1		1						1
<b>Coaching Position Totals</b>	<b>3</b>	<b>3</b>	<b>6</b>	<b>0</b>	<b>1</b>	<b>1</b>	<b>2</b>	<b>0</b>	<b>8</b>

CAVEAT

Institution: Troy University (102368)

User ID: E1023681

## Head Coaches' Salaries - Men's and Women's Teams

Enter only salaries and bonuses that your institution pays head coaches as compensation for coaching. Do not include benefits on this screen.

Do not include volunteer coaches in calculating the average salary and the Full-Time Equivalent (FTE) Total.

For help calculating the FTE total click on the "Need help? Click here for screen instructions" link on this screen.

	Men's Teams	Women's Teams
Average Annual Institutional Salary per Head Coach	119,223	58,738
Number of Head Coaches Used to Calculate the Average	7	8
Number of Volunteer Head Coaches (Do not include these coaches in your salary or FTE calculations.)	0	0
Average Annual Institutional Salary per Full-time equivalent (FTE)	170,319	77,033
Sum of Full-Time Equivalent (FTE) Positions Used to Calculate the Average	4.90	6.10

CAVEAT

Institution: Troy University (102368)


User ID: E1023681

## Assistant Coaches - Men's Teams

For each men's team, indicate whether the assistant coach is male or female, was assigned to the team on a full-time or part-time basis, and whether the coach was employed by the institution on a full-time basis or on a part-time or volunteer basis, by entering a 1 in the appropriate field.

Varsity Teams	Male Assistant Coaches				Female Assistant Coaches				Total Assistant Coaches
	Assigned to Team on a Full-Time Basis	Assigned to Team on a Part-Time Basis	Full-Time Institution Employee	Part-Time Institution Employee or Volunteer	Assigned to Team on a Full-Time Basis	Assigned to Team on a Part-Time Basis	Full-Time Institution Employee	Part-Time Institution Employee or Volunteer	
Baseball	2		2						2
Basketball	3		3						3
Football	9	2	9	2					11
Golf		1		1					1
Rodeo									0
Tennis		1		1		1	1		2
Track and Field and Cross Country (combined)		2	1	1		1		1	3
<b>Coaching Position Totals</b>	14	6	15	5	0	2	1	1	22

CAVEAT




## Assistant Coaches - Women's Teams

For each women's team, indicate whether the assistant coach is male or female, was assigned to the team on a full-time or part-time basis, and whether the coach was employed by the institution on a full-time basis or on a part-time or volunteer basis, by entering a 1 in the appropriate field.

Varsity Teams	Male Assistant Coaches				Female Assistant Coaches				Total Assistant Coaches
	Assigned to Team on a Full-Time Basis	Assigned to Team on a Part-Time Basis	Full-Time Institution Employee	Part-Time Institution Employee or Volunteer	Assigned to Team on a Full-Time Basis	Assigned to Team on a Part-Time Basis	Full-Time Institution Employee	Part-Time Institution Employee or Volunteer	
Basketball	1		1		1		1		2
Golf		1		1					1
Rodeo									0
Soccer		1		1	1		1		2
Softball					1	1	1	1	2
Tennis		1		1		1	1		2
Track and Field and Cross Country (combined)		2	1	1		1		1	3
Volleyball					1	1	1	1	2
<b>Coaching Position Totals</b>	<b>1</b>	<b>5</b>	<b>2</b>	<b>4</b>	<b>4</b>	<b>4</b>	<b>5</b>	<b>3</b>	<b>14</b>

CAVEAT





Institution: Troy University (102368)

User ID: E1023681

## Assistant Coaches' Salaries - Men's and Women's Teams

Enter only salaries and bonuses that your institution pays assistant coaches as compensation for coaching. Do not include benefits on this screen.

Do not include volunteer coaches in calculating the average salary and the Full-Time Equivalent (FTE) Total.

For help calculating the FTE total click on the "Need help? Click here for screen instructions" link on this screen.

	Men's Teams	Women's Teams
Average Annual Institutional Salary per Assistant Coach	69,118	30,261
Number of Assistant Coaches Used to Calculate the Average	22	14
Number of Volunteer Assistant Coaches. (Do not include these coaches in your salary or FTE calculations.)		
Average Annual Institutional Salary per Full-time equivalent (FTE)	89,976	46,555
Sum of Full-Time Equivalent (FTE) Positions Used to Calculate the Average	16.90	9.10

CAVEAT

Institution: Troy University (102368)

User ID: E1023681

## Athletically Related Student Aid - Men's and Women's Teams

Athletically related student aid is any scholarship, grant, or other form of financial assistance, offered by an institution, the terms of which require the recipient to participate in a program of intercollegiate athletics at the institution. Other student aid, of which a student-athlete simply happens to be the recipient, is not athletically related student aid. If you do not have any aid to report, enter a 0.

	Men's Teams	Women's Teams	Total
Amount of Aid	2,592,337	1,670,621	4,262,958
Ratio (percent)	61	39	100%
CAVEAT			

Institution: Troy University (102368)

User ID: E1023681

## Recruiting Expenses - Men's and Women's Teams

Recruiting expenses are all expenses an institution incurs attributable to recruiting activities. This includes, but is not limited to, expenses for lodging, meals, telephone use, and transportation (including vehicles used for recruiting purposes) for both recruits and personnel engaged in recruiting, and other expenses for official and unofficial visits, and all other expenses related to recruiting. If you do not have any recruiting expenses to report, enter a 0.

	Men's Teams	Women's Teams	Total
Total	144,065	101,444	245,509
CAVEAT			

Institution: Troy University (102368)

User ID: E1023681

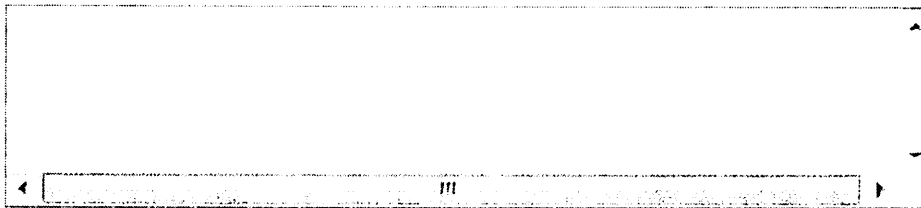
## Operating (Game-Day) Expenses - Men's and Women's Teams by Team

Operating expenses are all expenses an institution incurs attributable to home, away, and neutral-site intercollegiate athletic contests (commonly known as "game-day expenses"), for (A) Lodging, meals, transportation, uniforms, and equipment for coaches, team members, support staff (including, but not limited to team managers and trainers), and others; and (B) Officials.

For a sport with a men's team and a women's team that have a combined budget, click on the "Need help? Click here for screen instructions" link for special instructions.

Varsity Teams	Participants	Men's Teams		Women's Teams			Total Operating Expenses
		Operating Expenses per Participant	By Team	Participants	Operating Expenses per Participant	By Team	
Basketball	15	10,074	151,112	17	7,280	123,764	274,876
Football	128	5,331	682,342				682,342
Baseball	37	4,341	160,609				160,609
Golf	12	2,670	32,037	8	4,005	32,038	64,075
Rodeo	14	2,487	34,822	17	2,487	42,284	77,106
Soccer				27	3,218	86,886	86,886
Softball				24	5,207	124,972	124,972
Tennis	12	4,365	52,374	11	4,761	52,375	104,749
Track and Field and Cross Country (combined)	57	836	47,674	109	656	71,511	119,185
Volleyball				14	4,132	57,845	57,845
<b>Total Operating Expenses Men's and Women's Teams</b>	<b>275</b>		<b>1,160,970</b>	<b>227</b>		<b>591,675</b>	<b>1,752,645</b>

CAVEAT



Note: This screen is for game-day expenses only.

Institution: Troy University (102368)


User ID: E1023681

## Total Expenses - Men's and Women's Teams

Enter all expenses attributable to intercollegiate athletic activities. This includes appearance guarantees and options, athletically related student aid, contract services, equipment, fundraising activities, operating expenses, promotional activities, recruiting expenses, salaries and benefits, supplies, travel, and any other expenses attributable to intercollegiate athletic activities.

Varsity Teams	Men's Teams	Women's Teams	Total
Basketball	963,610	866,067	1,829,677
Football	3,963,058		3,963,058
Baseball	654,760		654,760
Golf	156,486	155,882	312,368
Rodeo	95,323	95,324	190,647
Soccer		511,661	511,661
Softball		580,277	580,277
Tennis	234,802	236,819	471,621
Track and Field and Cross Country (combined)	376,944	432,029	808,973
Volleyball		468,425	468,425
Total Expenses of all Sports, Except Football and Basketball, Combined	1,518,315	2,480,417	3,998,732
Total Expenses Men's and Women's Teams	6,444,983	3,346,484	9,791,467
Not Allocated by Gender/Sport (Expenses not attributable to a particular sport or sports)			6,945,259
<b>Grand Total Expenses</b>			<b>16,736,726</b>

CAVEAT



Institution: Troy University (102368)

User ID: E1023681


## Total Revenues - Men's and Women's Teams

Your total revenues must cover your total expenses.

Enter all revenues attributable to intercollegiate athletic activities. This includes revenues from appearance guarantees and options, an athletic conference, tournament or bowl games, concessions, contributions from alumni and others, institutional support, program advertising and sales, radio and television, royalties, signage and other sponsorships, sport camps, state or other government support, student activity fees, ticket and luxury box sales, and any other revenues attributable to intercollegiate athletic activities.

Varsity Teams	Men's Teams	Women's Teams	Total
Basketball	1,031,446	798,202	1,829,648
Football	4,872,051		4,872,051
Baseball	717,930		717,930
Golf	302,244	302,246	604,490
Rodeo	156,308	156,308	312,616
Soccer		529,618	529,618
Softball		654,058	654,058
Tennis	236,392	236,393	472,785
Track and Field and Cross Country (combined)	320,284	479,562	799,846
Volleyball		468,815	468,815
Total Revenues of all Sports, Except Football and Basketball, Combined	1,733,158	2,827,000	4,560,158
Total Revenues Men's and Women's Teams	7,636,655	3,625,202	11,261,857
Not Allocated by Gender/Sport (Revenues not attributable to a particular sport or sports)			5,474,869
Grand Total for all Teams (includes by team and not allocated by gender/sport)			16,736,726

CAVEAT



Institution: Troy University (102368)

User ID: E1023681

## Summary - Men's and Women's Teams

Your Grand Total Revenues must be equal to or greater than your Grand Total Expenses or you will not be able to lock your survey.

	Men's Teams	Women's Teams	Total
1 Total of Head Coaches' Salaries	834,561	469,904	1,304,465
2 Total of Assistant Coaches' Salaries	1,520,596	423,654	1,944,250
3 Total Salaries (Lines 1+2)	2,355,157	893,558	3,248,715
4 Athletically Related Student Aid	2,592,337	1,670,621	4,262,958
5 Recruiting Expenses	144,065	101,444	245,509
6 Operating (Game-Day) Expenses	1,160,970	591,675	1,752,645
7 Summary of Subset Expenses (Lines 3+4+5+6)	6,252,529	3,257,298	9,509,827
8 Total Expenses for Teams	6,444,983	3,346,484	9,791,467
9 Total Expenses for Teams Minus Subset Expenses (Line 8 – Line 7)	192,454	89,186	281,640
10 Not Allocated Expenses			6,945,259
11 Grand Total Expenses (Lines 8+10)			16,736,726
12 Total Revenues for Teams	7,636,655	3,625,202	11,261,857
13 Not Allocated Revenues			5,474,869
14 Grand Total Revenues (Lines 12+13)			16,736,726
15 Total Revenues for Teams minus Total Expenses for Teams (Line 12- Line 8)	1,191,672	278,718	1,470,390
16 Grand Total Revenues Minus Grand Total Expenses (Line 14- Line 11)			0

To return to a data entry screen, click on the link in the Navigation Menu.

To proceed to the Supplemental Information screen, click on the link in the Navigation Menu or click on the "Next" button on this screen.

Institution: Troy University (102368)


User ID: E1023681

## Supplemental Information (optional)

This screen may be used to help the reader better understand the data you have provided, or to help a prospective student-athlete make an informed choice of an athletics program.

This information will be viewable on the EADA public website. Please do not include the names of individuals or write messages to the help desk.

To explain specific data entered on a previous screen, please use the caveat box on that screen.



Print Form(s)

Get PDF File

Go Back